

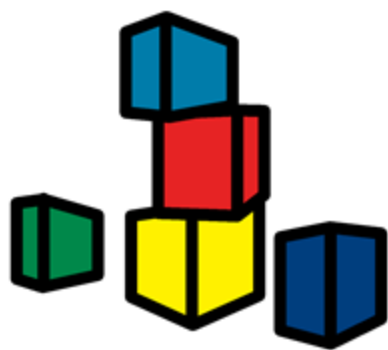
Fine Motor Choice Board



coloring page



make marks, letters,
numbers, shapes in
shaving cream



build with blocks



play with puzzles




make a card for
someone



make things with
Play Doh

How to help your child with....



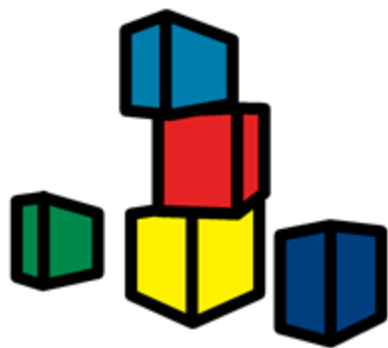
coloring page

As you read the directions to your child, track the words with your finger/their finger. Have them find the colors in a field of 2 and allow them to try to color independently. Then, provide support from the least to most intrusive way. Praise them with specific terminology ("Good job finding blue! Nice job coloring the picture!")



make marks, letters, numbers, shapes in shaving cream

Spray shaving cream on a tray or table top. Allow your child to engage in sensory play and encourage them to make specific lines, numbers, letters or shapes. Provide physical support as needed and verbal input throughout (Let's make a circle! Good job making a line!)



build with blocks

Encourage your child to build with blocks. Have him/her use specific colors (put the blue block on next), count a certain amount (let's build with 5 blocks, help me count). Encourage your child to build tall towers, big towers, etc. Use the term "put on." Provide physical support to ensure they can grasp, pick up and put on the blocks.

****All activities lend themselves to language opportunities! Model terms using your child's AAC device OR just with your voice! Allow your child to make choices, comment and protest. ****

How to help your child with....



play with puzzles

Focus on the commands "take out," "put on" and "find the same." Encourage independence but provide support as needed. Work on receptive skills by having your child find specific pieces (where is the apple?). Provide specific praise throughout.



make a card for
someone

Help your child make a card for someone (family member, nursing home, veteran's home). Allow them to create their own drawing or create an outline of something for them to color in. Provide them with choices of things to say on the inside. Use the yes/no board or AAC device to allow them to indicate if that is what they want to say. Model how print is written left to right as well as the parts of a letter.



make things with
Play Doh

Encourage your child to mold play dough into different shapes. Help your child make different things and provide verbal input throughout. Give simple directives (let's make a circle! look, this is a circle! touch the circle). Work on color identification (where is the blue play dough?) and requesting (what color do you want?).

****All activities lend themselves to language opportunities! Model terms using your child's AAC device OR just with your voice! Allow your child to make choices, comment and protest. ****

Resource Page:

Tobii Dynavox, LLC
2100 Wharton Street, Suite 400
Pittsburgh, PA 15203

Phone: 1 (800) 588-4548
Email: mayer-johnson.usa@mayer-johnson.com
Web site: www.mayer-johnson.com